

REVISION DATA		
REV	DESCRIPTION	DATE
A0	NEW DRAWING	2008-01-03

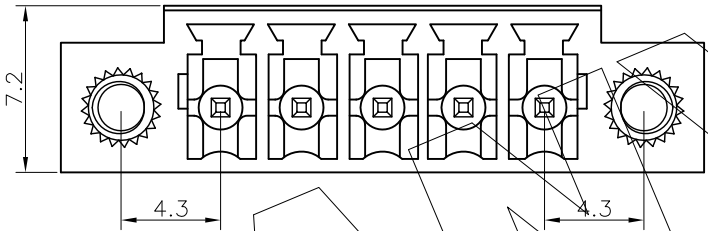
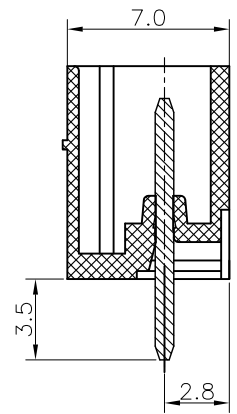
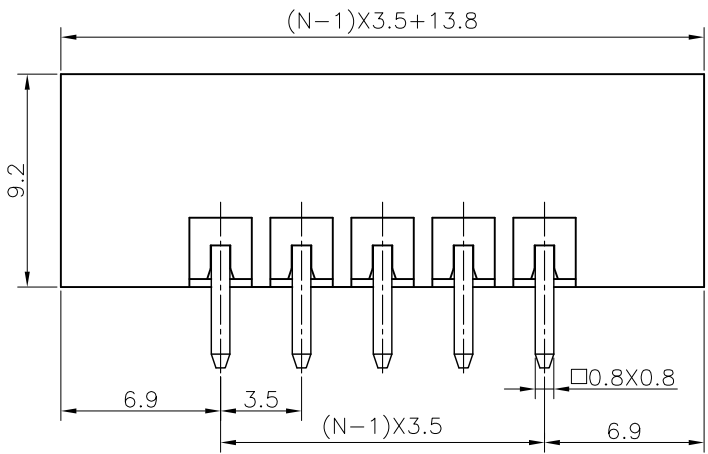
Technical Data:

Material:
 Solder Pin: Brass with Tin plated
 Insulator body(housing): Polyamide
 (Glass filled)(UL94V-0)

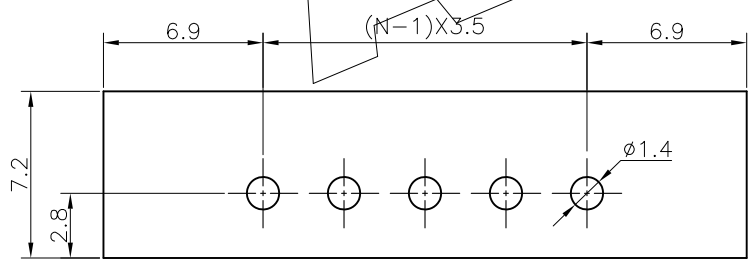
Electrical
 Voltage rating: 250VAC
 Current rating: 8A.
 Insulation resistance: 500MΩ at DC 500V
 Withstanding Voltage: AC 1200V(1min)

Mechanical:
 Using temperature Range: -40°C to +105°C
 Soldering temperature:+250°C/5seconds Max.

EQ- X XX -0 X X
 5 Green
 6 Blue
 A Black 3 3.50mm
 02 2Pin
 To To
 24 24Pin
 3 3.5mm
 C 3.81mm



N=Number of contacts



P.C.B. LAYOUT

ANYCONN® 东莞市恩康电子有限公司
 www.enkcom.com **DONGGUAN ANYCONN ELECTRONICS CO.,LTD**

TOLERANCE	PROJECTON		TITLE:
ANGLE ±5°	DATE :	2008-01-03	EQ 3.5mm Vertical Series
X.XXX ±0.10	DRAWN :	LIJING	PART NO: EQ3XX0X3A
X.XX ±0.20	CHECKED :		DRAWING NO: AN-EQ3XX0X3A
X.X ±0.30	APPROVED :		REV: A0 UNIT: mm SCALE: 3:1 SIZE: A4
X. ±0.50			