

4

3

2

1

REVISION DATA

| REV | DESCRIPTION | DATE |
|-----|-------------|------------|
| A0 | NEW DRAWING | 2009-10-29 |

Technical Data:

Material

Terminal body(Contact pin) : PhBz

Wire guard :

Surface of solder tail : Tin plated

Insulator (housing): Thermoplastic (UL94V-0)

Voltage rating: 300V

Current rating: 5A

Wire range: 0.5~0.75mm²

Solid wire(AWG): 16-20

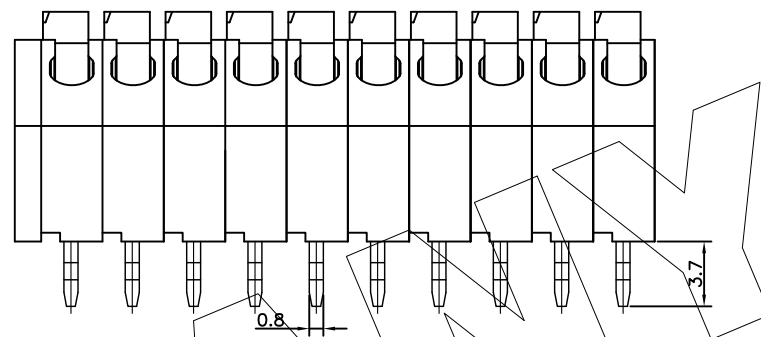
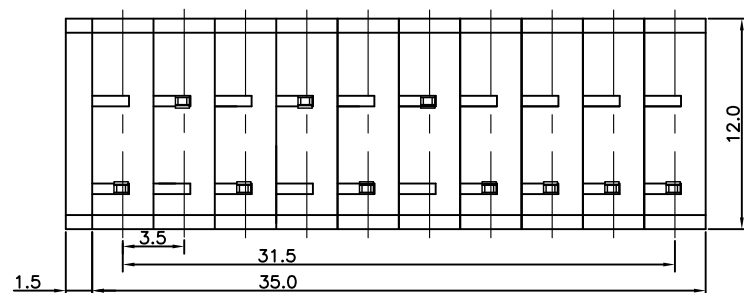
Stranded wire(AWG): 16-20

Wire strip length: 6-7mm

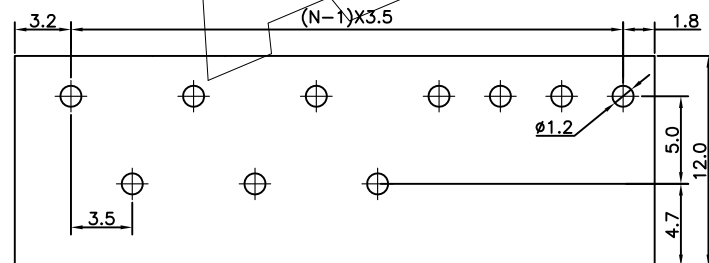
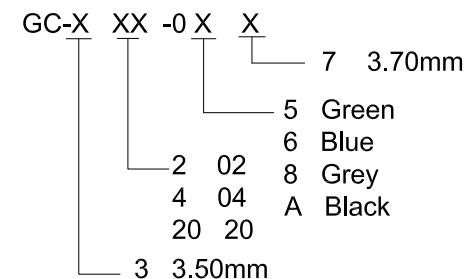
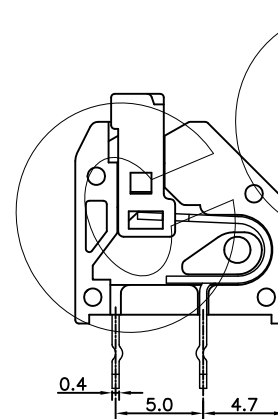
Withstanding Voltage: 1.6KV

Operating temperature: -30°C to +105°C

Soldering temperature: 250°C±10°C/5 Sec



N=Number of contacts



P.C.B. LAYOUT

ANYCONN® 东莞市恩康电子有限公司

www.enkcom.com

DONGGUAN ANYCONN ELECTRONICS CO.,LTD

| TOLERANCE | PROJECTON | | TITLE: |
|-------------|------------|------------|--------------------------------------|
| ANGLE ±5° | DATE : | 2009-10-29 | GCPitch3.5mmseries |
| X.XXX ±0.10 | DRAWN : | Yangyi | PART NO: GC3100X7A |
| X.XX ±0.20 | CHECKED : | | DRAWING NO: AN-GC3100X7A |
| X.X ±0.30 | APPROVED : | | REV: A0 UNIT: mm SCALE: 3:1 SIZE: A4 |
| X. ±0.50 | | | |

4

3

2

1